

Wrexham Community Partnership

CSP Performance Report - 2018/19 Quarter 2

Wrexham Community Safety Partnership priorities 2018/19

The Wrexham priority work areas linked to the PCC Plan and NW SCB community safety agenda are:

1. Reduce violence against women, domestic abuse, and sexual violence (VAWDASV)

Measures:

- All cases referred into MARAC and how many agencies are referring
- Repeat cases discussed at MARAC
- Repeat victims of DV (3 or more times in 12 months)
- Repeat offenders of DV (3 or more in 12 months)

2. Tackle anti-social behaviour

Measures:

- ASB levels in the County Borough
- ASB levels in the Town Centre
- Referrals into Community MARAC

3. Reduce the harm that substance misuse and alcohol causes to communities, families and individuals

Measures:

- Alcohol Related Violence in the Town Centre (Baseline to be determined in October)
- Crime at Licensed Premises
- Referrals to Hafan y Dref - Data required from British Red Cross
- Level of assaults recorded by Wrexham ED - Data required from BCUHB
- Stop searched and drug seizures in Wrexham Town Centre - Collection of data to be reviewed

4. Develop our community resilience by focusing on Modern slavery, PREVENT, Hate Crime, and Community Tension Monitoring

Measures:

- Level of recorded Hate Crime
- Victim confidence and satisfaction (hate crime)
- Level of NRM referrals

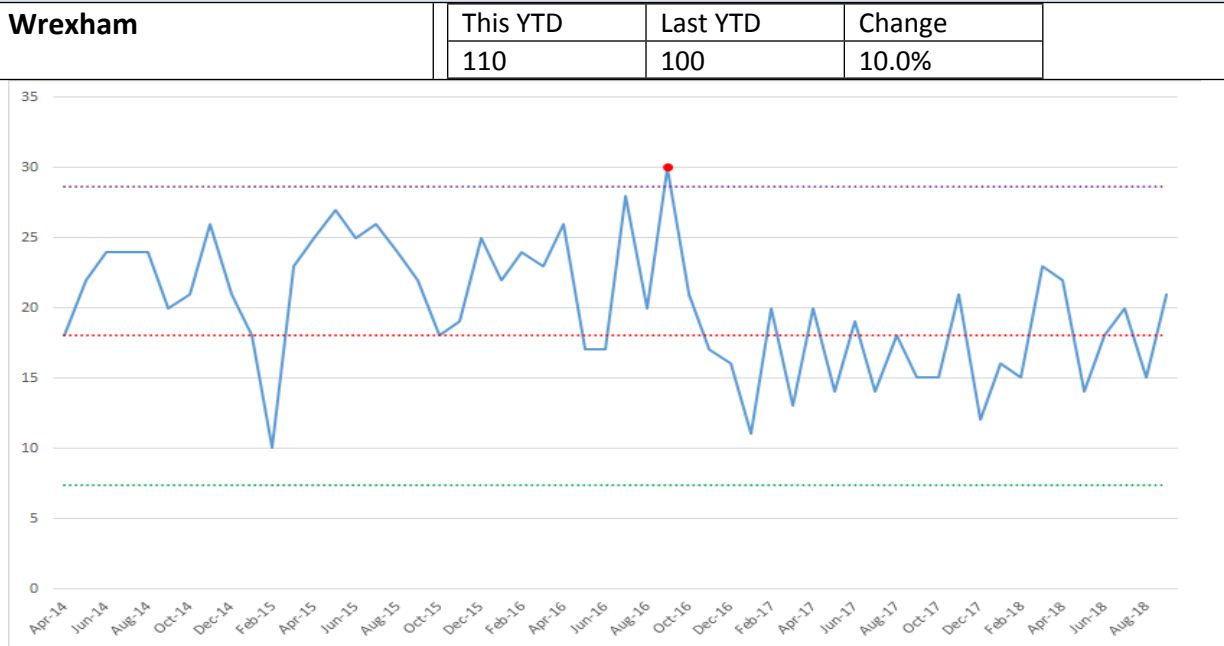
5. Engage with our communities to provide re-assurance and increase public confidence

Measures:

- Level of Victim Based Crime
- Level of Acquisitive Crime
- Victim confidence and satisfaction (all crime)

1. Reduce violence against women, domestic abuse, and sexual violence (VAWDASV)

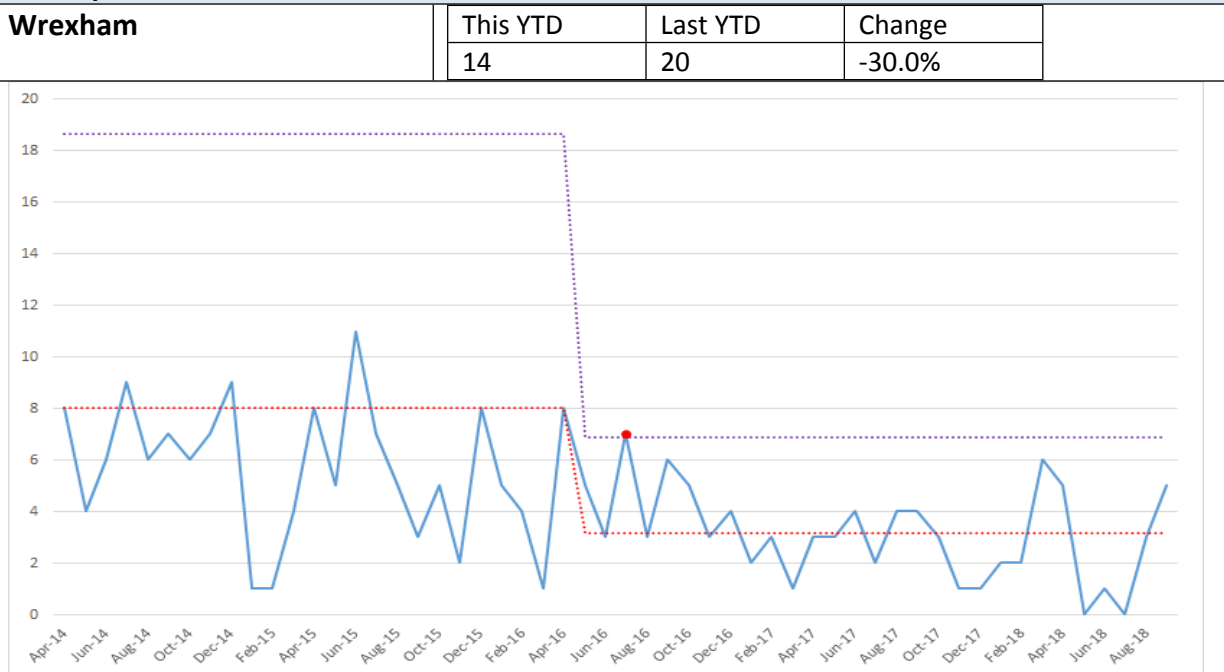
1a. Level of high risk domestic abuse (All MARAC cases)



The number of **high risk cases** being discussed at MARAC has increased in Wrexham in recent months but are still at a stable level.

All high-risk domestic abuse incidents are now being investigated within CID departments.

1b. Repeat cases discussed at MARAC



Despite the rise in all **high risk cases**, the number of **repeat high risk cases** being discussed at MARAC has decreased in Wrexham in recent months, but remain at a stable level.

1c. Repeat victims of Domestic Abuse incl. non-crime occurrences (3 or more in 12 months)

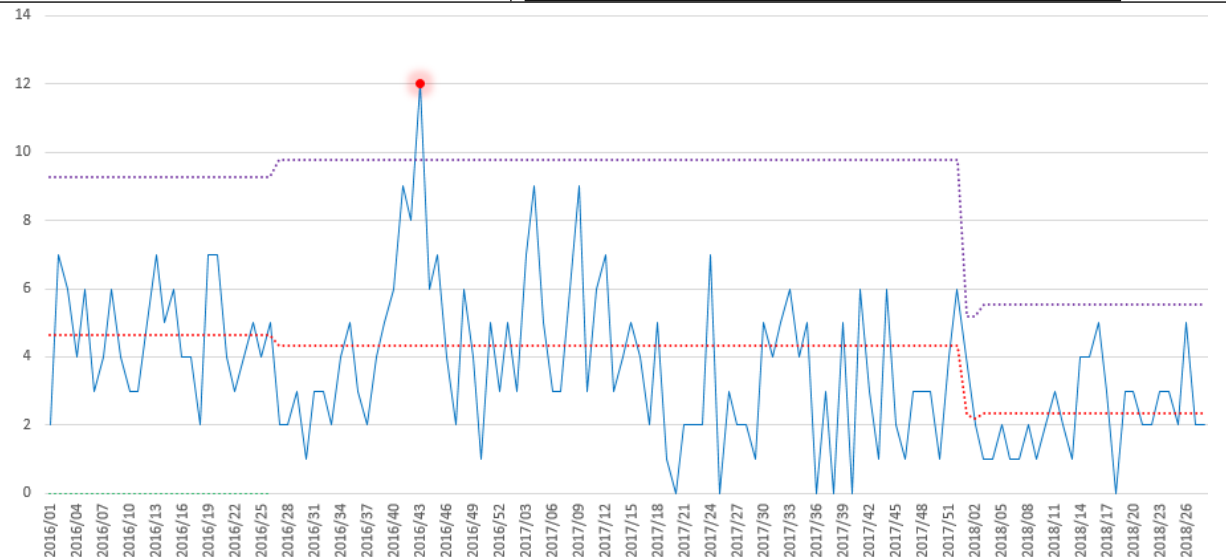
| Wrexham | This YTD | Last YTD | Change |
|---------|----------|----------|--------|
| | 274 | 275 | -0.4% |



Repeat victims are people who have been a victim of crime on three or more occasions in 12 months; therefore the value for each month is a snapshot of the previous 12 months. Despite increases in the overall level of domestic abuse, there has been a period of stabilisation in the number of **repeat victims of domestic violence** being identified with Wrexham showing a very small reduction.

1d. Repeat offenders of Domestic Abuse (3 or more in 12 months)

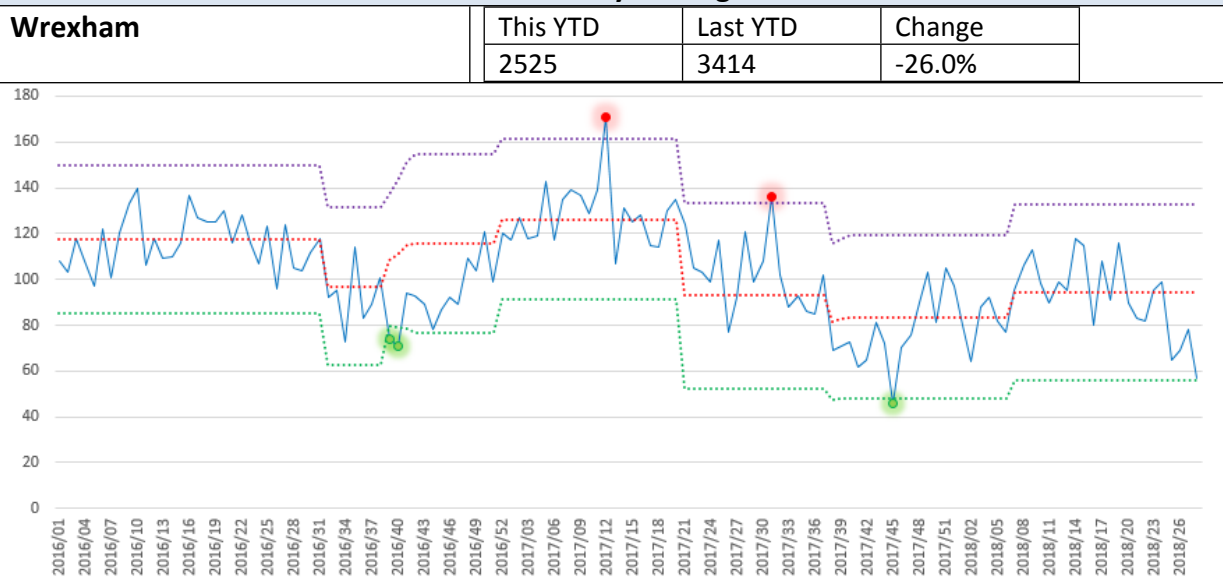
| Wrexham | This YTD | Last YTD | Change |
|---------|----------|----------|--------|
| | 66 | 110 | -40.0% |



Repeat offenders are people who have committed a Domestic Abuse offence on three or more occasions in 12 months; therefore the value for each month is a snapshot of the previous 12 months. The number of **repeat offenders of Domestic Abuse** has fallen in Wrexham. This trend has been observed across the force area.

2. Tackle anti-social behaviour

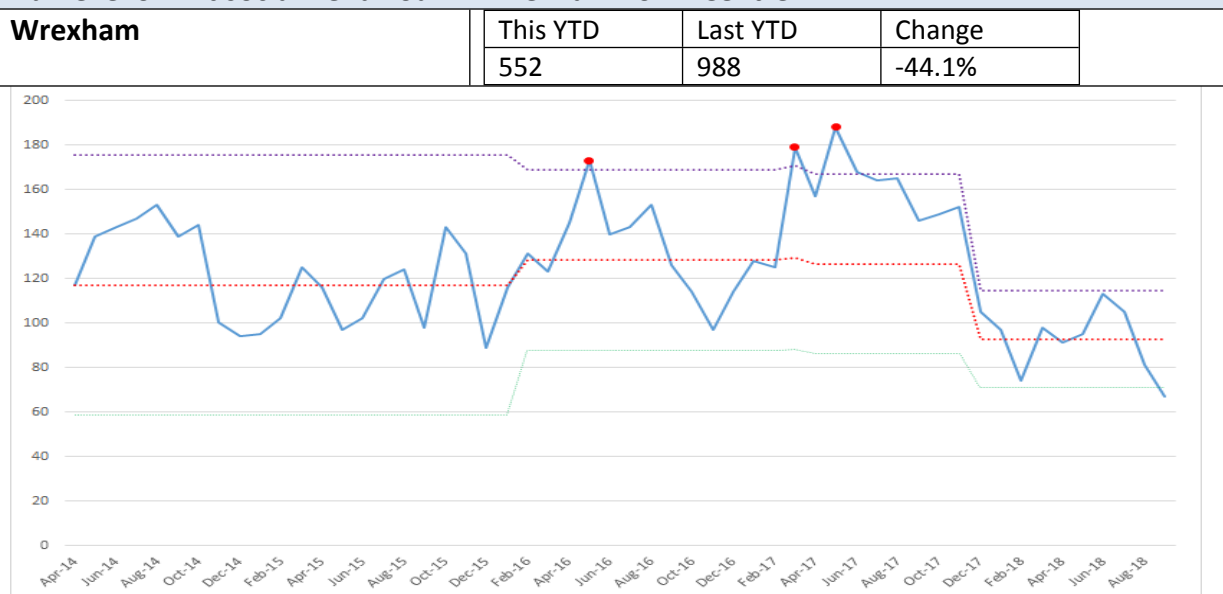
2a. Level of Antisocial Behaviour in the County Borough



Antisocial behaviour reported to North Wales Police is highly seasonal with a significantly higher number of incidents reported during summer when compared to winter. Recorded ASB levels in Wrexham are lower in 2018/19 when compared to previous years.

Repeat victims, locations and high risk vulnerable victims are referred for review on a monthly basis to a multi-agency tasking group.

2b. Level of Antisocial Behaviour in Wrexham Town Centre



Antisocial Behaviour in Wrexham Town Centre is down significantly in relation to previous years.

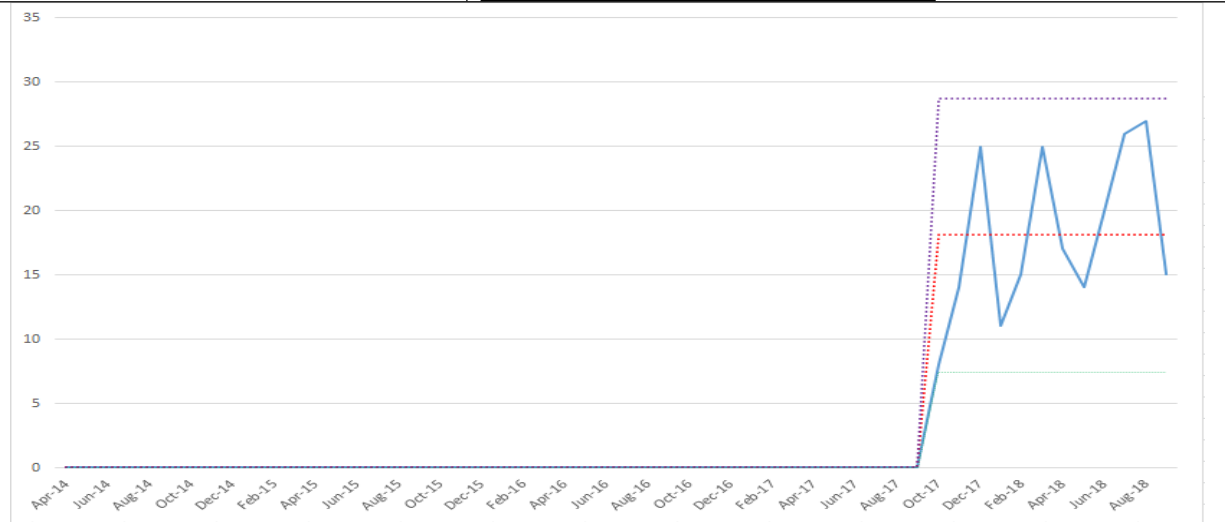
2c. Referrals into Community MARAC

Since April there have been 21 referrals to Wrexham Community Demand Reduction MARAC from a total of 8 different agencies.

3. Reduce the harm that substance misuse and alcohol causes to communities, families and individuals

3a. Alcohol Related Violence in the Town Centre

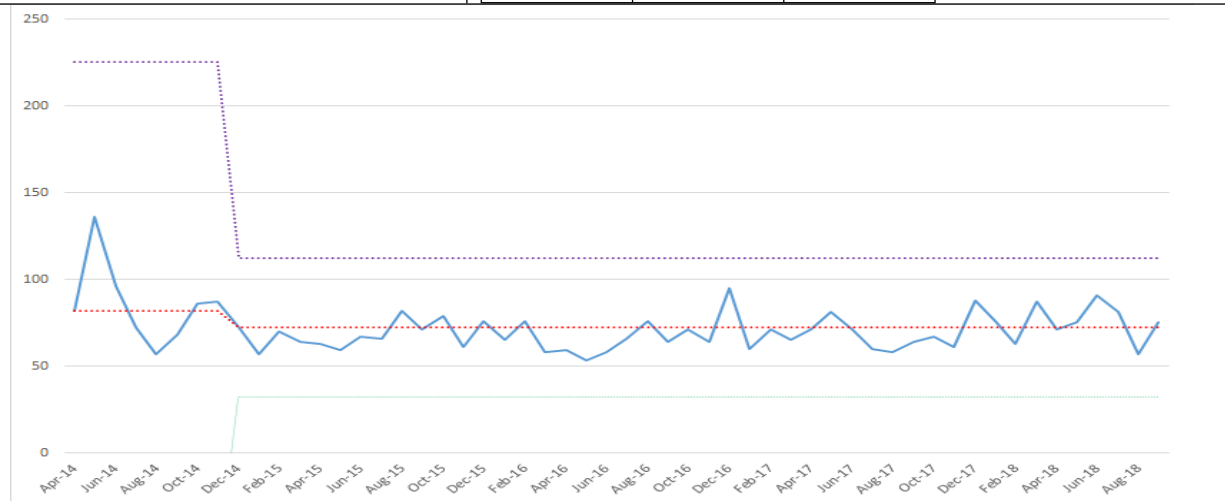
| Wrexham | This YTD | Last YTD | Change |
|---------|----------|----------|--------|
| | 119 | N/A | N/A |



Alcohol related violence in Wrexham Town Centre is a new measure, with data available from October 2017. As a result of this, a baseline figure will in future be established from these new measures.

3b. Crime at Licensed Premises

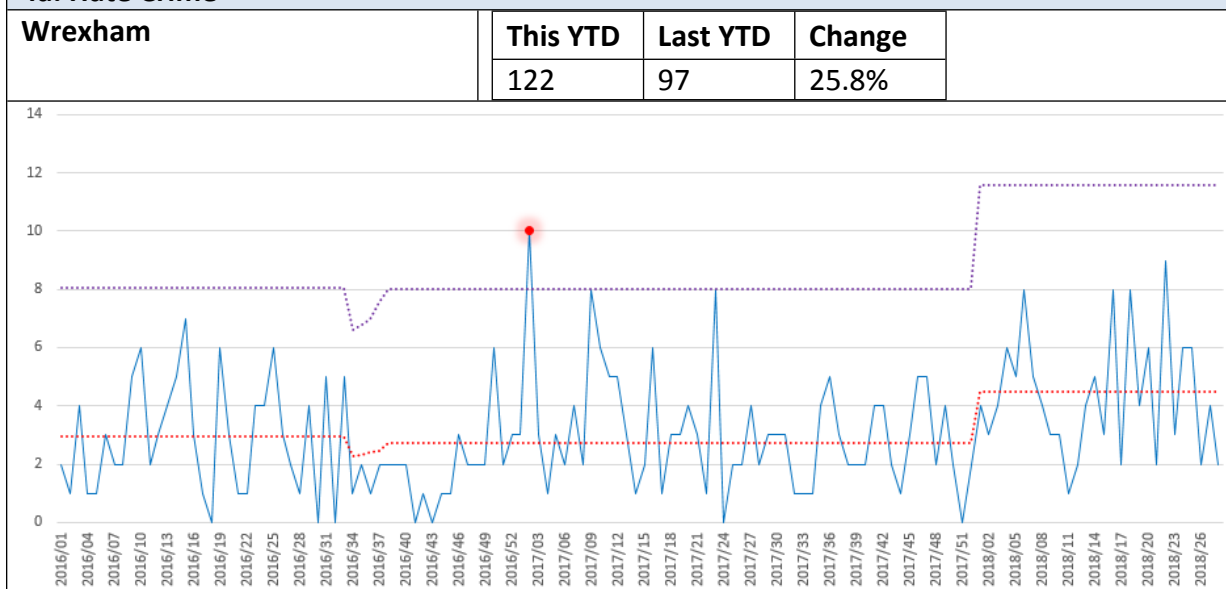
| Wrexham | This YTD | Last YTD | Change |
|---------|----------|----------|--------|
| | 450 | 405 | 11.1% |



There has been an increase in recorded levels of **Crime at Licensed premises** in Wrexham in recent months; which is in line with a rise in all crime in Wrexham and across the force area.

4. Develop our community resilience by focusing on Modern slavery, PREVENT, Hate Crime, and Community Tension Monitoring

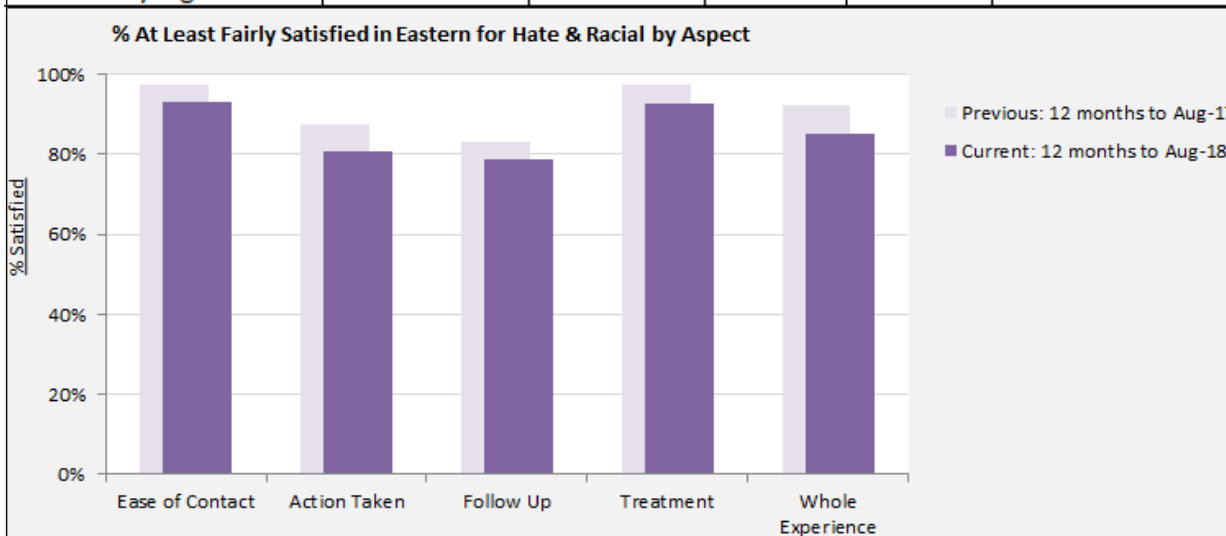
4a. Hate Crime



There has been an increase in recorded levels of **Hate Crimes** in Wrexham in recent months. Analysis of this rise in Wrexham has been requested so that we can establish a better understanding of this.

4b. Victim confidence and satisfaction (Hate Crime)

| Eastern | Ease of Contact | Action Taken | Follow Up | Treatment | Whole Experience |
|----------------------------|------------------------|---------------------|------------------|------------------|-------------------------|
| Change | -4.7 | -6.9 | -4.3 | -4.9 | -7.2 |
| Test Statistic | -1.39 | -1.37 | -0.80 | -1.70 | -1.70 |
| Statistically Significant? | No | No | No | No | No |



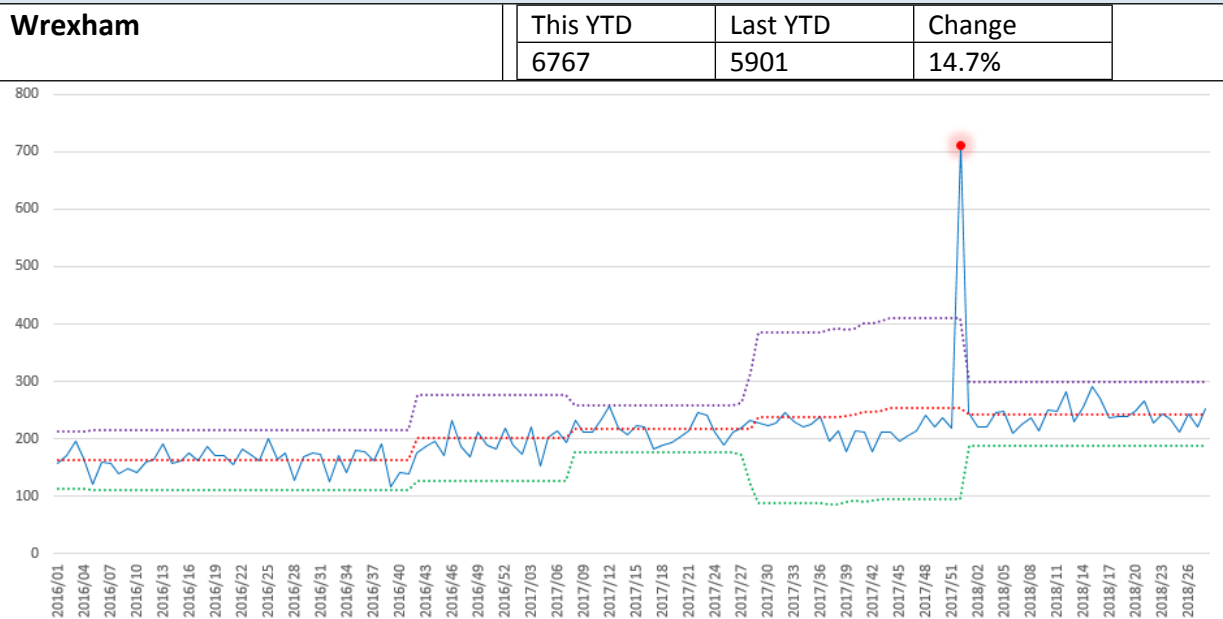
At present only combined data for Flintshire and Wrexham is available. **Victim confidence and satisfaction** in relation to Hate Crime is currently at a lower level than the previous year, but not to a level that is statistically significant.

4c. Level of NRM referrals

There have been 13 **NRM referrals** across North Wales this year to date. There is not currently a breakdown of the location of these referrals. Based on the referring agency data available, there have been none from Wrexham CBC.

5. Engage with our communities to provide re-assurance and increase public confidence

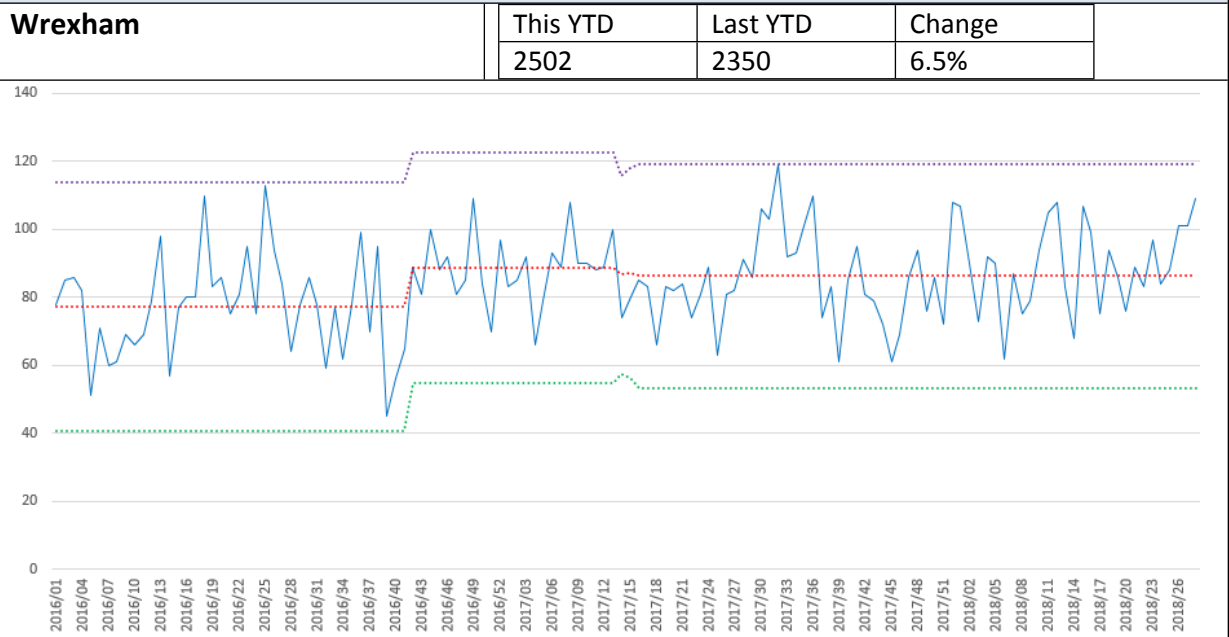
5a. All victim based crime



Recorded levels of **victim based crime** are increasing in Wrexham. Analysis has evidenced that the increase is a result of an improvement in crime recording effectiveness rather than an increase in offending; these changes have had a particular impact on the number of recorded Violence and Sexual offences. Changes in the recording of incidents of stalking and harassment have also contributed to an increase across the force area. Prior to April 2018 these incidents would only have been recorded when they were the principal offence; however, they are now being recorded for all cases. For instance, if someone reported being assaulted and disclosed that it was part of an ongoing harassment case only the assault would have been recorded. Since April 2018 both the assault AND the harassment are being recorded as separate crimes.

The level of **victim based crime** in Wrexham in comparison to its Most Similar Groups (MSG) is above the average.

5b. All Acquisitive Crime

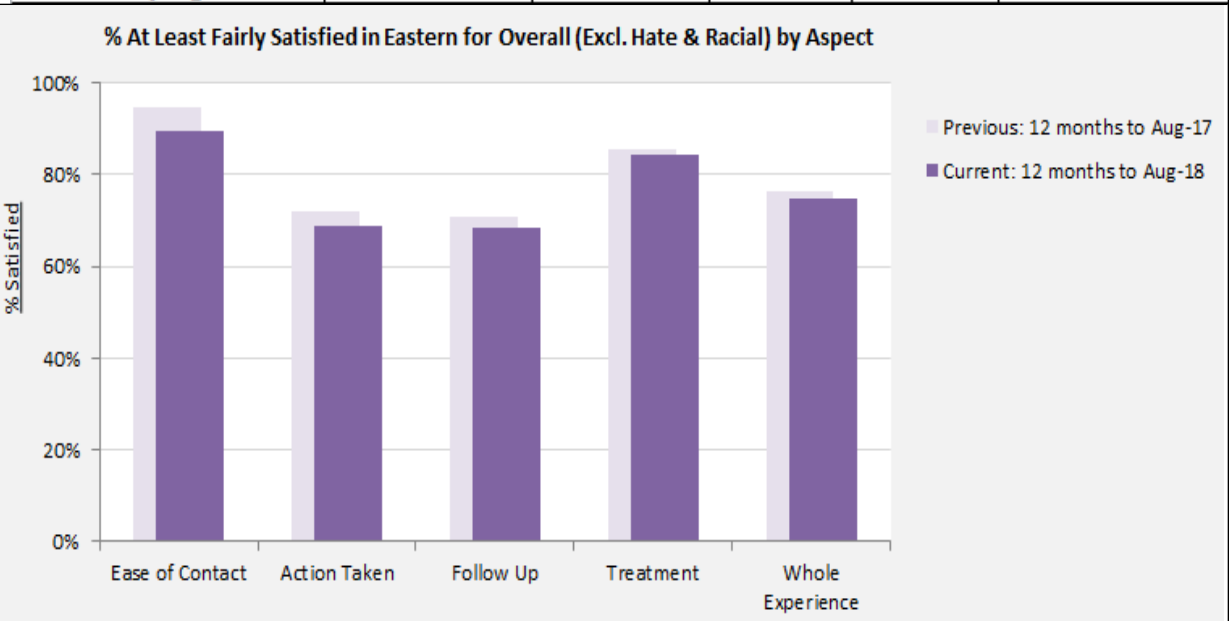


Recorded incidents of **Acquisitive Crime** remain stable in Wrexham with no significant trends of note.

The level of serious acquisitive in Wrexham in comparison to its Most Similar Groups (MSG) is below the average.

5c. Victim confidence and satisfaction (All Crime)

| Eastern | Ease of Contact | Action Taken | Follow Up | Treatment | Whole Experience |
|-----------------------------------|-----------------|--------------|-----------|-----------|------------------|
| Change | -5.1 | -3.3 | -2.5 | -1.4 | -1.3 |
| Test Statistic | -1.74 | -0.83 | -0.63 | -0.46 | -0.36 |
| Statistically Significant? | No | No | No | No | No |



At present only combined data for Flintshire and Wrexham is available. **Victim confidence and satisfaction** for all crime is currently at a lower level than the previous year, but not to a level that is statistically significant.